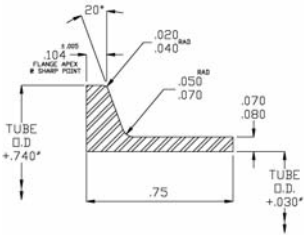


FLANGES

Machined Flanges for use with Flat Gaskets



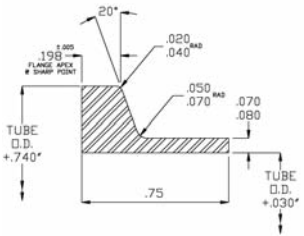
F1024 SERIES

303, 304, or 305 Stainless Steel
For use with Clampco Retainer Series 42, 54, 61, and 81



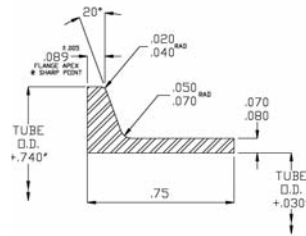
NOTE: Gasketed flat face flanges are recommended for high temperature applications. The gasket must compress to .047 in. minimum for proper coupling function.

ENGLISH (inches)			
PART NUMBER	TUBE SIZE OUTSIDE DIAMETER	FLANGE INSIDE DIAMETER	FLANGE OUTSIDE DIAMETER
F1024M0150	1.50	1.53	2.24
F1024M0175	1.75	1.78	2.49
F1024M0200	2.00	2.03	2.74
F1024M0225	2.25	2.28	2.99
F1024M0250	2.50	2.53	3.24
F1024M0275	2.75	2.78	3.49
F1024M0300	3.00	3.03	3.74
F1024M0325	3.25	3.28	3.99
F1024M0350	3.50	3.53	4.24
F1024M0375	3.75	3.78	4.49
F1024M0400	4.00	4.03	4.74
F1024M0450	4.50	4.53	5.24
F1024M0500	5.00	5.03	5.74
F1024M0550	5.50	5.53	6.24
F1024M0600	6.00	6.03	6.74



F1025 SERIES

303, 304, or 305 Stainless Steel
For use with Clampco Retainer Series 52 and 82

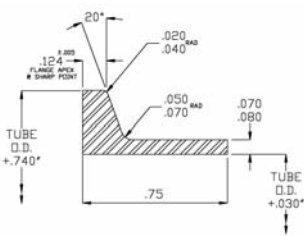


F1027 SERIES

303, 304, or 305 Stainless Steel
For use with Clampco Retainer Series 41, 62, and 83. May also be paired with a F1038S Formed Sheet Metal Flange (see page 27) for use with Clampco Retainer Series 41, 62, and 83.

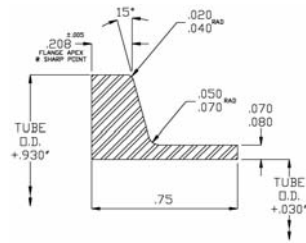
ENGLISH (inches)			
PART NUMBER	TUBE SIZE OUTSIDE DIAMETER	FLANGE INSIDE DIAMETER	FLANGE OUTSIDE DIAMETER
F1025M0150	1.50	1.53	2.24
F1025M0175	1.75	1.78	2.49
F1025M0200	2.00	2.03	2.74
F1025M0225	2.25	2.28	2.99
F1025M0250	2.50	2.53	3.24
F1025M0275	2.75	2.78	3.49
F1025M0300	3.00	3.03	3.74
F1025M0325	3.25	3.28	3.99
F1025M0350	3.50	3.53	4.24
F1025M0375	3.75	3.78	4.49
F1025M0400	4.00	4.03	4.74
F1025M0450	4.50	4.53	5.24
F1025M0500	5.00	5.03	5.74
F1025M0550	5.50	5.53	6.24
F1025M0600	6.00	6.03	6.74

ENGLISH (inches)			
PART NUMBER	TUBE SIZE OUTSIDE DIAMETER	FLANGE INSIDE DIAMETER	FLANGE OUTSIDE DIAMETER
F1027M0150	1.50	1.53	2.24
F1027M0175	1.75	1.78	2.49
F1027M0200	2.00	2.03	2.74
F1027M0225	2.25	2.28	2.99
F1027M0250	2.50	2.53	3.24
F1027M0275	2.75	2.78	3.49
F1027M0300	3.00	3.03	3.74
F1027M0325	3.25	3.28	3.99
F1027M0350	3.50	3.53	4.24
F1027M0375	3.75	3.78	4.49
F1027M0400	4.00	4.03	4.74
F1027M0450	4.50	4.53	5.24
F1027M0500	5.00	5.03	5.74
F1027M0550	5.50	5.53	6.24
F1027M0600	6.00	6.03	6.74



F1026 SERIES

303, 304, or 305 Stainless Steel
For use with Clampco Retainer Series 51 and 71. May also be paired with a F1034S Formed Sheet Metal Flange (see page 27) for use with Clampco Retainer Series 91.



F1028 SERIES

303, 304, or 305 Stainless Steel
For use with Clampco Retainer Series 43 and 63

ENGLISH (inches)			
PART NUMBER	TUBE SIZE OUTSIDE DIAMETER	FLANGE INSIDE DIAMETER	FLANGE OUTSIDE DIAMETER
F1026M0150	1.50	1.53	2.24
F1026M0175	1.75	1.78	2.49
F1026M0200	2.00	2.03	2.74
F1026M0225	2.25	2.28	2.99
F1026M0250	2.50	2.53	3.24
F1026M0275	2.75	2.78	3.49
F1026M0300	3.00	3.03	3.74
F1026M0325	3.25	3.28	3.99
F1026M0350	3.50	3.53	4.24
F1026M0375	3.75	3.78	4.49
F1026M0400	4.00	4.03	4.74
F1026M0450	4.50	4.53	5.24
F1026M0500	5.00	5.03	5.74
F1026M0550	5.50	5.53	6.24
F1026M0600	6.00	6.03	6.74

ENGLISH (inches)			
PART NUMBER	TUBE SIZE OUTSIDE DIAMETER	FLANGE INSIDE DIAMETER	FLANGE OUTSIDE DIAMETER
F1028M0150	1.50	1.53	2.43
F1028M0175	1.75	1.78	2.68
F1028M0200	2.00	2.03	2.93
F1028M0225	2.25	2.28	3.18
F1028M0250	2.50	2.53	3.43
F1028M0275	2.75	2.78	3.68
F1028M0300	3.00	3.03	3.93
F1028M0325	3.25	3.28	4.18
F1028M0350	3.50	3.53	4.43
F1028M0375	3.75	3.78	4.68
F1028M0400	4.00	4.03	4.93
F1028M0450	4.50	4.53	5.43
F1028M0500	5.00	5.03	5.93
F1028M0550	5.50	5.53	6.43
F1028M0600	6.00	6.03	6.93