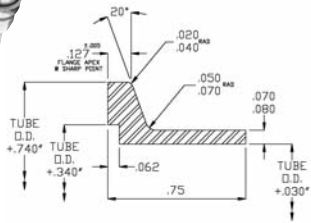


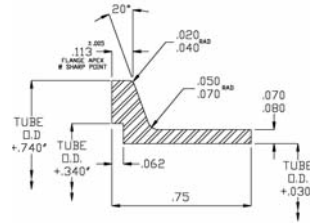
FLANGES

Machined Flanges for use with O-Ring Gaskets



F1029 SERIES

303, 304, or 305 Stainless Steel
For use with Clampco Retainer Series 42, 54, 61, and 81



F1032 SERIES

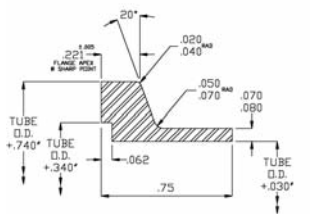
303, 304, or 305 Stainless Steel
For use with Clampco Retainer Series 41, 62, and 83

ENGLISH (inches)

PART NUMBER	TUBE SIZE OUTSIDE DIAMETER	FLANGE INSIDE DIAMETER	FLANGE OUTSIDE DIAMETER
F1029M0150	1.50	1.53	2.24
F1029M0175	1.75	1.78	2.49
F1029M0200	2.00	2.03	2.74
F1029M0225	2.25	2.28	2.99
F1029M0250	2.50	2.53	3.24
F1029M0275	2.75	2.78	3.49
F1029M0300	3.00	3.03	3.74
F1029M0325	3.25	3.28	3.99
F1029M0350	3.50	3.53	4.24
F1029M0375	3.75	3.78	4.49
F1029M0400	4.00	4.03	4.74
F1029M0450	4.50	4.53	5.24
F1029M0500	5.00	5.03	5.74
F1029M0550	5.50	5.53	6.24
F1029M0600	6.00	6.03	6.74

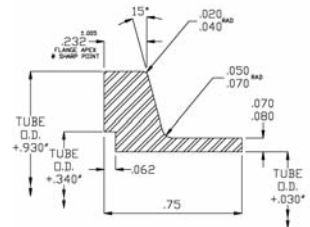
ENGLISH (inches)

PART NUMBER	TUBE SIZE OUTSIDE DIAMETER	FLANGE INSIDE DIAMETER	FLANGE OUTSIDE DIAMETER
F1032M0150	1.50	1.53	2.24
F1032M0175	1.75	1.78	2.49
F1032M0200	2.00	2.03	2.74
F1032M0225	2.25	2.28	2.99
F1032M0250	2.50	2.53	3.24
F1032M0275	2.75	2.78	3.49
F1032M0300	3.00	3.03	3.74
F1032M0325	3.25	3.28	3.99
F1032M0350	3.50	3.53	4.24
F1032M0375	3.75	3.78	4.49
F1032M0400	4.00	4.03	4.74
F1032M0450	4.50	4.53	5.24
F1032M0500	5.00	5.03	5.74
F1032M0550	5.50	5.53	6.24
F1032M0600	6.00	6.03	6.74



F1030 SERIES

303, 304, or 305 Stainless Steel
For use with Clampco Retainer Series 52 and 82



F1033 SERIES

303, 304, or 305 Stainless Steel
For use with Clampco Retainer Series 43 and 63

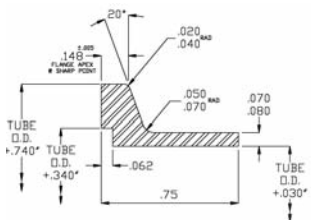
ENGLISH (inches)

PART NUMBER	TUBE SIZE OUTSIDE DIAMETER	FLANGE INSIDE DIAMETER	FLANGE OUTSIDE DIAMETER
F1030M0150	1.50	1.53	2.24
F1030M0175	1.75	1.78	2.49
F1030M0200	2.00	2.03	2.74
F1030M0225	2.25	2.28	2.99
F1030M0250	2.50	2.53	3.24
F1030M0275	2.75	2.78	3.49
F1030M0300	3.00	3.03	3.74
F1030M0325	3.25	3.28	3.99
F1030M0350	3.50	3.53	4.24
F1030M0375	3.75	3.78	4.49
F1030M0400	4.00	4.03	4.74
F1030M0450	4.50	4.53	5.24
F1030M0500	5.00	5.03	5.74
F1030M0550	5.50	5.53	6.24
F1030M0600	6.00	6.03	6.74

ENGLISH (inches)

PART NUMBER	TUBE SIZE OUTSIDE DIAMETER	FLANGE INSIDE DIAMETER	FLANGE OUTSIDE DIAMETER
F1033M0150	1.50	1.53	2.43
F1033M0175	1.75	1.78	2.68
F1033M0200	2.00	2.03	2.93
F1033M0225	2.25	2.28	3.18
F1033M0250	2.50	2.53	3.43
F1033M0275	2.75	2.78	3.68
F1033M0300	3.00	3.03	3.93
F1033M0325	3.25	3.28	4.18
F1033M0350	3.50	3.53	4.43
F1033M0375	3.75	3.78	4.68
F1033M0400	4.00	4.03	4.93
F1033M0450	4.50	4.53	5.43
F1033M0500	5.00	5.03	5.93
F1033M0550	5.50	5.53	6.43
F1033M0600	6.00	6.03	6.93

NOTE: O-ring sealed flanges are for low temperature and structural applications. O-ring groove dimensions to be specified by customer.



F1031 SERIES

303, 304, or 305 Stainless Steel
For use with Clampco Retainer Series 51 and 71

ENGLISH (inches)

PART NUMBER	TUBE SIZE OUTSIDE DIAMETER	FLANGE INSIDE DIAMETER	FLANGE OUTSIDE DIAMETER
F1031M0150	1.50	1.53	2.24
F1031M0175	1.75	1.78	2.49
F1031M0200	2.00	2.03	2.74
F1031M0225	2.25	2.28	2.99
F1031M0250	2.50	2.53	3.24
F1031M0275	2.75	2.78	3.49
F1031M0300	3.00	3.03	3.74
F1031M0325	3.25	3.28	3.99
F1031M0350	3.50	3.53	4.24
F1031M0375	3.75	3.78	4.49
F1031M0400	4.00	4.03	4.74
F1031M0450	4.50	4.53	5.24
F1031M0500	5.00	5.03	5.74
F1031M0550	5.50	5.53	6.24
F1031M0600	6.00	6.03	6.74

CLAMPSCO



Custom Order

Clampco can work with your custom requirements for a leak-proof connection. Our team will help you design a clamp that can withstand corrosive environments, severe vibration, high temperatures, and pressure changes. Contact Clampco for a reliable solution.